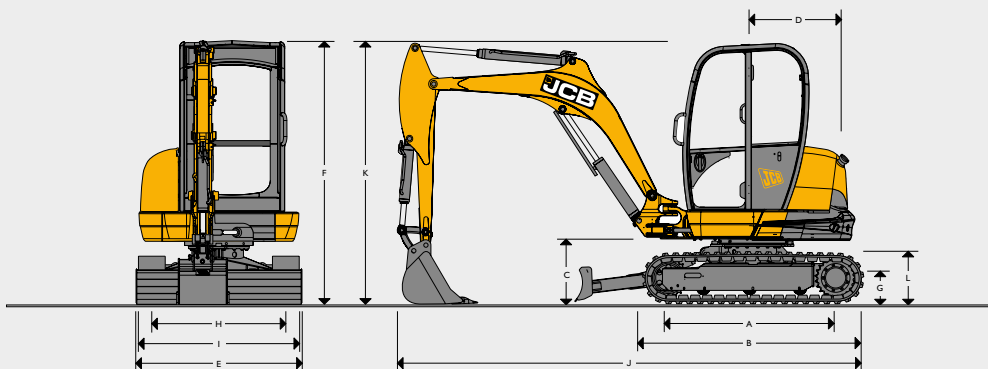


STATIC DIMENSIONS



Machine model	8026 CTS	
A Sprocket idler centres	mm	1440
B Undercarriage overall length	mm	1870
C Kingpost clearance	mm	528
D Tailswing radius	mm	1220
E Overall width of superstructure	mm	1550
F Height over cab	mm	2400
G Ground clearance	mm	270
H Track gauge	mm	1252
I Width over tracks	mm	1502
J Transport length	mm	4080
K Transport height	mm	2400
L Track height	mm	455

ENGINE

Model	403J-17 Stage V	
Fuel	Diesel	
Cooling	Water cooled	
Gross power	kW (hp) @ 2800 rpm	18.9 (25.3)
Net power	kW (hp) @ 2800 rpm	16.6 (22.3)
Gross torque	Nm @ 1800 rpm	87.2
Net torque	Nm @ 1800 rpm	81.6
Displacement	cc	1662
Gradeability	degrees	30
Starter motor	kW (hp)	2 (2.68)
Battery	volt/Ah	12 / 65
Alternator	amps	65

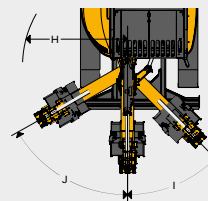
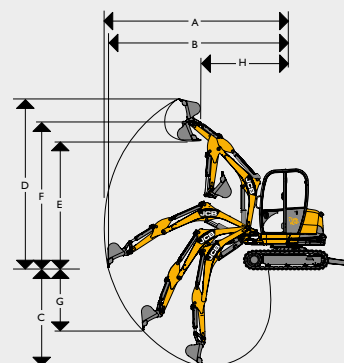
UNDERCARRIAGE

No. of bottom rollers	3	
Track width	mm	250
Ground bearing pressure	kg/cm ²	0.40
Ground clearance	mm	270
Track tensioning	Grease	
Travel speed – low	kph	2.5
Travel speed – high	kph	4.9
Tractive effort	kN	25
















HYDRAULIC SYSTEM

Pump	2 Variable & 1 Gear	
Nominal output @ 2250 rpm	lpm	96
Excavator/track main relief	bar	235
Slew main relief	bar	190
Auxiliary hydraulic flow	litres	59
Hydraulic motors	Piston	


WORKING RANGE



Boom length	mm	2130
Dipper length	mm	1300
A Maximum digging reach	mm	4770
B Maximum digging reach on ground	mm	4660
C Maximum digging depth – dozer up	mm	2740
Maximum digging depth – dozer down	mm	3050
D Maximum digging height	mm	4495
E Maximum dump height	mm	3220
F Maximum height to dipper nose pivot pin	mm	3830
G Maximum vertical wallcut depth	mm	2080
H Minimum front swing radius (no offset)	mm	2045
Minimum front swing radius (fully offset)	mm	1870
I Boom swing left	degrees	45
J Boom swing right	degrees	60
Bucket rotation	degrees	189
Dipper rotation	degrees	119
Bucket tearout	kN	23
Dipper tearout	kN	17
Slew speed	rpm	9.6

LIFT CAPACITIES – Standard dozer, 250mm rubber tracks, 1300mm dipper, no bucket.																	
Load Point	Reach from slew centre																
	2.5m			3.0m			3.5m			4.0m			Capacity at maximum reach				
Height	 Dozer up	 Dozer down	 Full circle	 Dozer up	 Dozer down	 Full circle	 Dozer up	 Dozer down	 Full circle	 Dozer up	 Dozer down	 Full circle	 Dozer up	 Dozer down	 Full circle		
m	kg	kg	kg	kg	kg	kg	kg	kg	kg	kg	kg	kg	kg	kg	kg	kg	mm
2	588*	588*	588*	584*	584*	584*	594*	594*	458	-	-	-	424	614*	394	3900	
1.5	778*	778*	778*	689*	689*	689*	494*	646*	452	389	637*	371	389	637*	371	4000	
1	786	1005*	718	586	806*	543	482	713*	439	388	660*	365	388	660*	365	4000	
0.5	752	1142*	696	596	918*	542	464	769*	437	381	689*	369	381	689*	369	4000	
Ground Level	742	1255*	676	576	983*	524	461	812*	433	-	-	-	401	734*	377	3900	
-0.5	695	1240*	649	566	1002*	515	465	801*	428	-	-	-	437	754*	405	3650	
-1	711	1179*	649	566	940*	524	-	-	-	-	-	-	475	787*	453	3350	

 Lift capacity front and rear.

 Lift capacity full circle.

- Notes:**
1. Lifting capacities are based on ISO 10567, that is: 75% of minimum tipping load or 87% of hydraulic lift capacity, whichever is the less. Lifting capacities marked* are based on hydraulic capacity.
 2. Lift capacities assume that the machine is on firm, level ground and equipped with an approved lifting point.
 3. A bucket must be fitted when lifting, the weight of this bucket must be deducted from the above lift capacities.
 4. Lift capacities may be limited by local regulations. Please refer to your dealer.

OPERATOR ENVIRONMENT		
Cab/canopy height	mm	1517
Cab/canopy length	mm	1205
Cab/canopy width	mm	980
Door aperture width	mm	532

SERVICE CAPACITIES		
Fuel tank	litres	56
Engine coolant	litres	8.5
Engine oil	litres	4.5
Hydraulic system	litres	71
Hydraulic tank	litres	45

DOZER BLADE		
Max height (above ground)	mm	333
Dig depth (below ground)	mm	405
Approach angle	degrees	31
Width	mm	1550
Height	mm	268
Reach in front of tracks	mm	342

EEC NOISE LEVELS (95/27/EC DYNAMIC)		
Cab / canopy external	dB (LwA)	93
Cab internal	dB (LpA)	78

MACHINE WEIGHTS		
Operating weight*	kg	2867
With canopy	kg	- 100
With steel tracks	kg	+ 84

*Operating weight to ISO 6016 including cab, rubber tracks, standard dipper, 300mm bucket, full tanks and a 75kg operator.

STANDARD EQUIPMENT	OPTIONAL EQUIPMENT
ROPS & TOPS certified canopy, full audio/visual warning systems, slew travel lock, control isolator, internal lockable toolbox, 12v power socket, lifting points, 250mm short pitch rubber tracks, ISO servo controls, static seat, track pedals, boom ram protection, maxi-lift dozer blade, 1300mm dipper, auto kickdown track motors, in cab stowage facility, battery isolator (EU only).	ROPS & TOPS certified fully glazed cab (includes heater, interior light, foldback door, gas strut assisted front screen), suspension seat, 250mm steel tracks, electro-proportional thumb controlled auxiliary, dual pattern controls (ISO/SAE change-over), cab/canopy mounted worklights, single acting auxiliary circuit, double acting auxiliary circuit, engine fan guard, FOPS roof guard, mirror, toolkit, radio, biodegradeable hydraulic oil, fire extinguisher, sunblind (cab builds), battery isolator; Datatag (UK only), travel alarm, immobiliser, hose burst check valves on boom, dipper and dozer, bucket to grab changeover, 1100mm dipper, digging buckets (230mm to 600mm), 1000mm ditching/grading bucket, hydraulic breakers, earthdrill, mechanical quickhitch, hydraulic kerb-lifter, bushed king post.