

# MT932 *easy*



## TECHNICAL DATA SHEET

- **Compact dimensions**  
l 4.70 m x w 2.34 m x h 2.30 m
- **Max. lifting height : 9.00 m**  
**Max. capacity : 3.2 T**
- **Optimized engine**  
Engine Stage 3B without particulate filter



**Easy to use**



**Easy to maintain**



**Easy to transport**



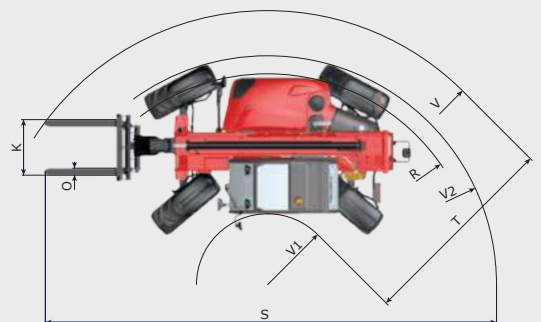
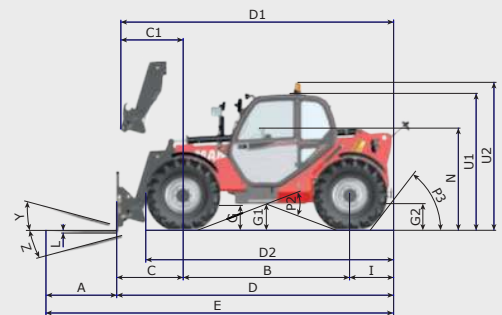
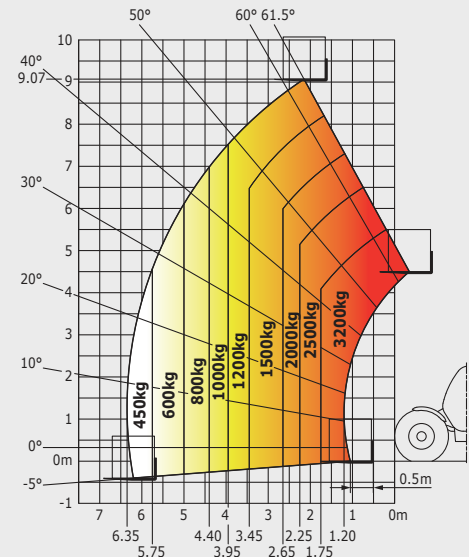
MT 932	
<b>Lifting</b>	
Max. capacity.	3200 kg
Max. lifting height.	9 m
Max. outreach	6.35 m
Break-out force with bucket (ISO 8313)	5770 daN
<b>Time unladen</b>	
Lifting	8.0 s
Lowering	5.5 s
Extension	13.3 s
Retraction	8.3 s
Crowd	3 s
Dump	2.9 s
<b>Tyres</b>	400/80-24
<b>Braking</b>	
Service brake	oil immersed multi-disc braking on front/rear axles
Parking brake	oil immersed multi-disc mechanics on the front axle
<b>Engine</b>	
DEUTZ - STAGE 3B-Final Tier IV	
Type	TD 3.6 L
cubic capacity	3621 cm <sup>3</sup>
Power	75 cv/55.4 kW
Max. torque	330 Nm
Injection	electronic
Cooling	water
Laden drawbar pull	7320 daN
<b>Transmission</b>	
torque converter	
Reversing shift	electrohydraulic control
Number of gears (forward/reverse)	4/4
Max. travel speed (may vary according to applicable regulations)	25 kph
Steering mode	4 wheel steer - 3 steering modes
<b>Controls</b>	
JSM® Joystick multi-function load limiter cut off system - EN15000 Norm	
<b>Hydraulics</b>	
Pump	gear type with priority valve 104 l/min - 260 bar
<b>Capacities</b>	
Hydraulic oil	128 l
Fuel	120 l
<b>Unladen weight (with forks)</b>	7145 kg
<b>Dimensions</b>	
<b>C.</b> Front wheel centre to carriage	1.13 m
<b>B.</b> Wheelbase	2.81 m
<b>I.</b> Rear wheel centre to rear face	0.76 m
<b>D.</b> Overall length to carriage	4.70 m
<b>G1.</b> Ground clearance	0.45 m
<b>J.</b> Overall width of cab	0.80 m
<b>F.</b> Inside tyre width	1.93 m
<b>W.</b> Overall width	2.34 m
<b>U1.</b> Overall height	2.30 m
Standard forks (length x width x thickness)	1200 x 125 x 45 mm
Turning radius (over tyres)	3.80m
Carriage rotation (crowd/dump)	13° / 134°
<b>Noise and vibration</b>	
Noise at driving position (LpA)	78 dB
Environmental noise (LwA)	104 dB
Vibration to whole hand/arm	<2.50 m/s <sup>2</sup>

mm	D2	4193	J	890	R	3598	V2	3800	
A	1200	E	5896	K	1260	S	7533	W	2340
B	2810	F	1930	L	45	T	3460	Y	13°
C	1128	G	450	N	1715	U1	2299	Z	134°
C1	1064	G1	435	O	125	U2	2488		
D	4696	G2	435	P2	38°	V	4770		
D1	4632	I	758	P3	53°	V1	1310		

## Rough Terrain Load Chart

standard EN1459 B

### Machine on tyres with forks



This brochure describes versions and configuration options for MANITOU products which may be fitted with different equipment. The equipment described in this brochure may be standard, optional or not available depending on version. MANITOU reserves the right to change the specifications shown and described at any time and without prior warning. The manufacturer is not liable for the specifications given. For more information, contact your MANITOU dealer. Non-contractual document. Product descriptions may differ from actual products. List of specifications is not comprehensive. The logos and visual identity of the company are the property of MANITOU and may not be used without authorisation. All rights reserved. The photos and diagrams contained in this brochure are provided for information only.

MANITOU BF SA - Limited company with board of directors - Share capital: 39 547 824 euros - 857 802 508 RCS Nantes

